

Tying Your Shoes

By Jennifer Dieter



Table of Contents

Step 1- Step 10	Page 3-12
Can you tie your shoes now?	Page 13
Which shoes can you tie?	Page 14
Glossary	Page 15
References	Page 16
Common Core	Page 17

Do you know
how to tie
your shoes?

Step 1

Untangle your
shoelaces.



Step 2

Make an X with the **shoelaces**. Hold the left lace in the **right hand**, and the right lace in the **left hand**.



Step 3

The right lace will go under and through the left lace. Then pull the laces tightly in each hand.



Step 4

With the **right hand** form a **bunny ear** with the lace, and the same for the left lace.



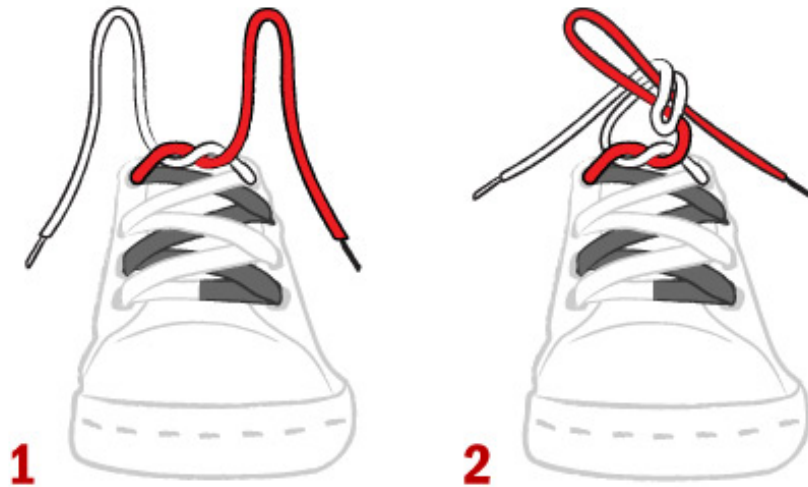
Step 5

Take the right **bunny ear** and go around the left **bunny ear**.



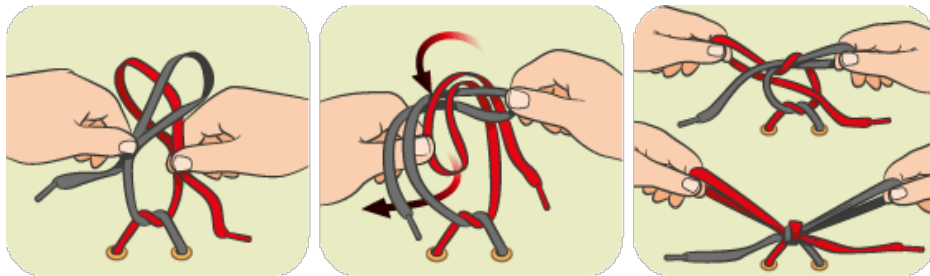
Step 6

The **bunny ear** that went around sees a dog coming, so it jumps through the hole.



Step 7

Pull on both **bunny ears** until they are tight.



Step 8

Check the length of the **bunny ears** and laces to make sure you won't step on them.



Great job, you did it!

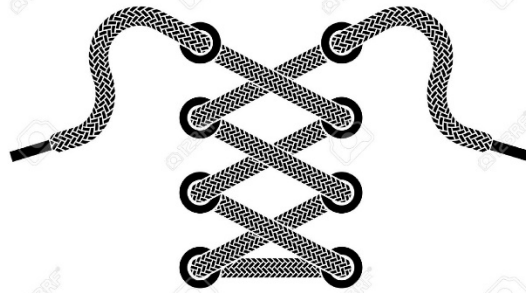


**Can you tie
your shoes on
your own
now?**

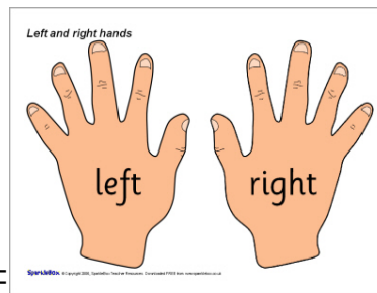
Which shoes can you tie?

Shoe Type	Yes	No
	X	
		X
		X
	X	
		X

Glossary



Shoelaces=



Right and left hand=



Bunny ear=

Works Referenced

- <http://www.thesun.co.uk/sol/homepage/features/6622120/Parents-are-failing-their-kids-by-not-teaching-them-how-to-tie-shoelaces.html>
- <http://lesson.website/how-to-tie-your-shoes-step-by-step-for-kids/>
- https://www.pinterest.com/pin/314196511474511836/?from_navigate=true
- <http://www.self.com/fitness/fitness-news/2015/05/the-shoelace-trick-that-can-improve-your-next-run/>
- <http://www.howwemontessori.com/how-we-montessori/2015/05/help-me-to-do-it-myself-tying-shoelaces.html>
- http://raisingchildren.net.au/articles/pip_shoelaces.html
- <https://www.target.com.au/articles/school/tying-shoes>
- <http://www.bubhub.com.au/hubbub-blog/shoelace-tying-techniques/>
- <http://weartesters.com/under-armour-curry-two-2-performance-review/>
- <http://www.office.co.uk/kids?BRAND=Converse>
- <http://ct.gov/dcp/cwp/view.asp?A=3618&Q=435556>
- <http://chinaprices.net/buy-red-columba-new-fashion-shoes-girls-korean-princess-rhinestone-shoes-small-wave-high-heel-lady-shoes-childrens-temperament-children-shoes-dinodirect-C5F71F962>
- <http://www.zappos.com/crocs-kids-crocs-kids-electro-ii-clog-toddler-little-kid~1>
- http://www.datemplate.com/post_blank-printable-left-hand-right-hand_267576/
- <http://www.123rf.com/stock-photo/shoelaces.html>

Common Core State Standards

CCSS.ELA-LITERACY.RL.K.1

With prompting and support, ask and answer questions about key details in a text.

CCSS.ELA-LITERACY.RL.K.4

Ask and answer questions about unknown words in a text.

CCSS.ELA-LITERACY.RL.1.7

Use illustrations and details in a story to describe its characters, setting, or events.

This e-book and any prints are released under a [CC BY 3.0 license](#) by the author.

This means that you are free to share, remix, transform, and build upon this book as long as you give appropriate credit to the original author.

Included works (e.g., images and other media) may have separate licensing requirements, and this release does not supersede or replace those requirements.

This e-book template is provided under a CC BY 3.0 license by the University of Idaho College of Education. If you use, share, remix, or transform this template, you should include this page at the end of your book.

University of Idaho
College of Education