



# THE MILL

## NEWSLETTER

### OCTOBER EDITION



*Hello Fall!*

What a month it has been here at the MILL!  
From sewing to glass etching, our team has been busy  
teaching new skills to eager students.

So many projects have been created by people just like  
you and we are looking forward to helping make even  
more ideas become real this upcoming month!


What do you want to make next?



## Introduction to Student Workers

Hello!

My name is Grace and I am a Criminology major. I have been working at the MILL since March 2021 but have been visiting the maker space since my freshman year. This month I took on a sewing project to make my Halloween costume! I was able to go through the whole process of cutting out the pattern, sewing, and altering the dress to make the beautiful final product. Everything in the lower picture I made myself (except for the pomegranate) which was such a cool experience. Sewing the dress has inspired me to work on sewing more clothes in the future.



## Biweekly Event: Gladiator Bug Bots

Our first Gladiator Bug Bot challenge was a rousing success! Multiple participants completed our three fun events and winners received a special 3D printed medallion designed by the MILL team. The first challenge involved swift navigation of our colorful obstacle course, followed by dexterously pushing a block into a designated area, and finally an epic battle against MILL staff (or other competing patrons) to claim victory! We look forward to the gladiator bug bot challenge returning spring 2022!



# Naming of our sMILLadon

---



Thank you to everyone who submitted name suggestions for our sMILLadon! There were many great entries so it was a challenge to narrow it down to the names listed below. Please visit our Instagram [@uidahomill](https://www.instagram.com/uidahomill) to vote on the final name! Voting will close on November 30th so go vote now for your favorite!



## The potential names:

- Milly
- Tilly
- Diego
- Leopold





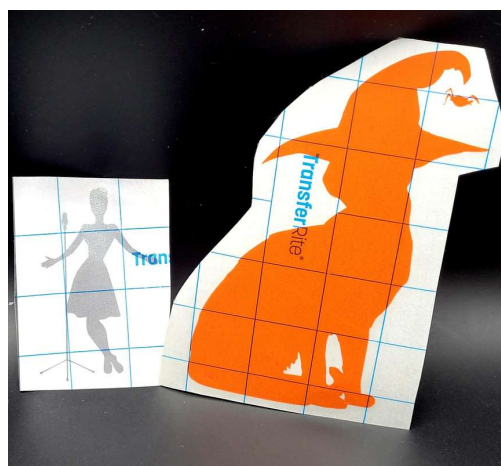

## Make it @ the Mill: Vinyl Stickers

At the start of October, the MILL taught patrons about the basics of vinyl sticker making.

Some great designs were made, like the orange witch cat and the metallic D&D design.





Silhouette desktop cutting machines are the best way to create a simple sticker as well as black and white designs.

Stop in any time during MILL open hours and learn how to make a sticker!



## Make it @ the Mill: Advanced Vinyl Stickers



Our second workshop in October was about a more complex method of sticker making. We taught patrons about layering multiple pieces of vinyl atop of one another! Our most complicated sticker of the day was a four layers.





# Student Project Highlights

---



## SPOOKY PROJECTS

---



# Upcoming Events

---

## November



### Make It @ the MILL

November 4 - "Make It @ the MILL: Origami"

*12:30 PM to 1:30 PM*

November 18 - "Make It @ the MILL: Glass Etching"

*12:30 PM to 1:30 PM*

### Bi-Weekly Featured Project

November

Holiday Cards

## Current Hours

---

Mon, Wed: 8:00am - 8:00pm

Tues, Thurs, Fri: 8:00am - 5:00pm

Located on the First Floor of the Library



@uidahomill

